

GENERAL GUIDELINES

Placement - ADA signs are required on ALL permanent areas where a door or doorway exists. This includes offices, utility closets, stairwells etc.

Finish & Contrast - Raised characters must contrast as much as possible with their background. Gloss finish is not compliant, all signs must be low gloss or matte finish. Any signs designed to be read by touch should not have any sharp or abrasive edges.

CHARACTER GUIDELINES

Font - Characters must be all uppercase and in a sans serif font. They should not be italic, script or highly decorative. Contact BSC for an approved font list if needed.


Character Height - Vertical character height (from baseline) should be a minimum of 5/8" and a maximum of 2" based on the height of the uppercase letter "I".

Position of Characters - Braille should be centered or left justified a minimum 3/8" below corresponding text. Braille must also be separated a minimum of 3/8" from any tactile or decorative elements.

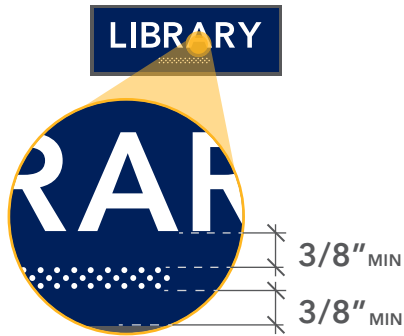
Pictograms - Pictograms should have a field height of 6" minimum. Characters and braille cannot be located in the pictogram field.

QUESTIONS? CONTACT US
(303) 464-0644 | www.bsccsigns.com

HELPFUL DIAGRAMS



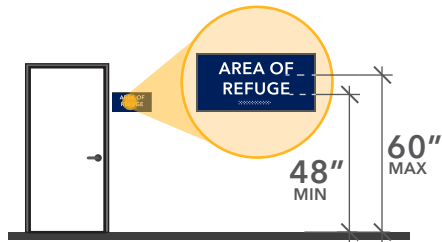
CHARACTER HEIGHT



CHARACTER SPACING



PICTOGRAM FIELD



INSTALLATION HEIGHT